





Download the app here



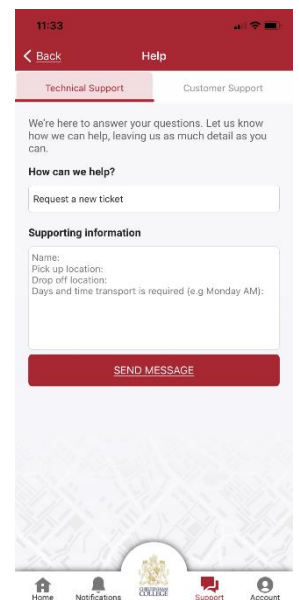
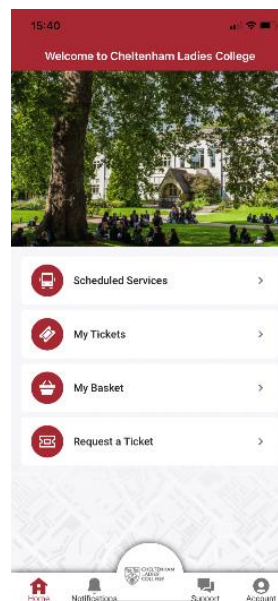
Download the app and register an account.


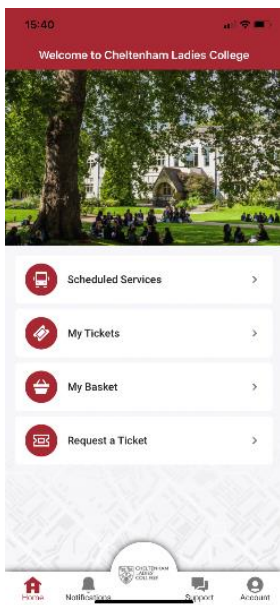


Select the school your child/ren will be attending



Select 'Request a ticket'. Please complete the supporting information box with your travel requirements.

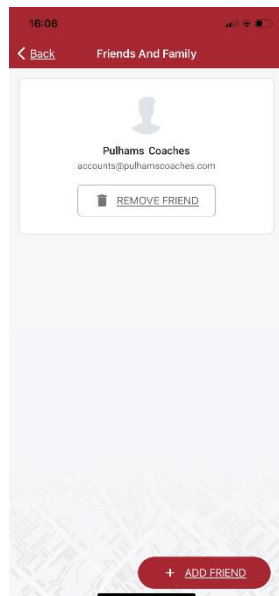
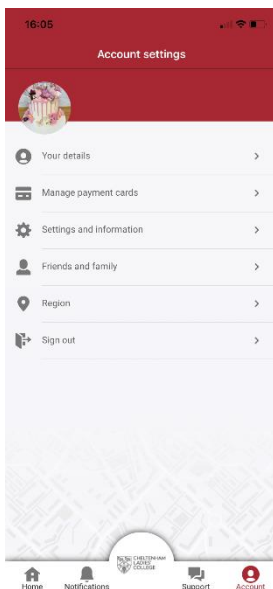
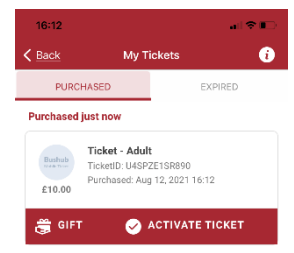
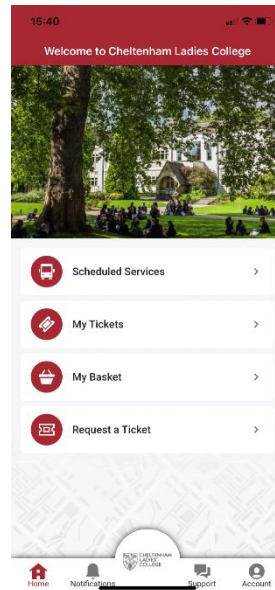




You will receive a notification that your ticket is in 'My Basket'.

When you see your ticket in the basket 'proceed to checkout'

Once payment has been made for your ticket, Click 'My Tickets'. The ticket that you have just purchased will be shown.



To 'gift' the ticket

Add your child to the 'Friends and Family' found in 'Account'.

Your Child will also need to be registered on the app to view the ticket

Go back to 'My Tickets' and gift the ticket to the friends and family you added.

Once a ticket has been gifted, it will no longer be visible in 'My Tickets' on your account. It will only be visible in the gifted persons account.

